
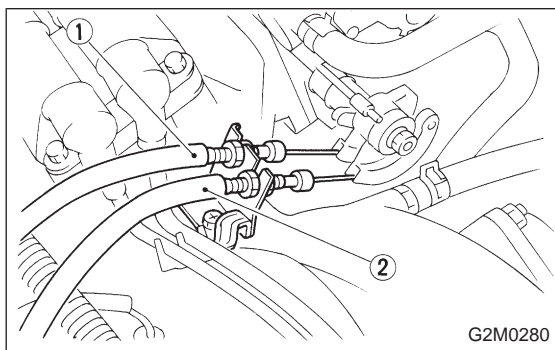


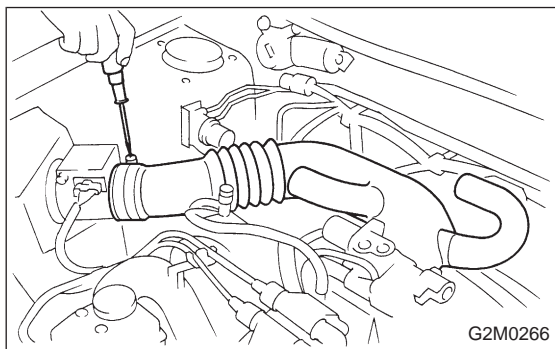
- 14) Connect spark plug cords to ignition coil.
- 15) Connect connector to ignition coil.



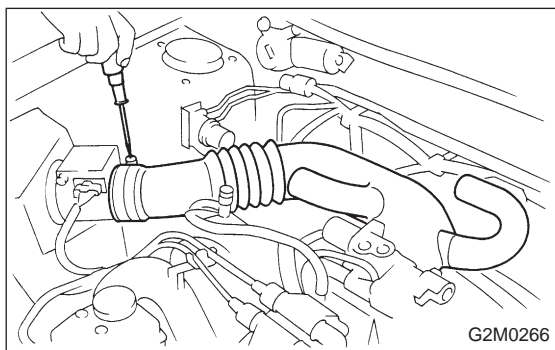
- 16) Connect connectors to throttle position sensor and idle air control solenoid valve.
- ① Idle air control solenoid valve
 - ② Throttle position sensor



- 17) Connect accelerator cable ②.
- 18) Connect cruise control cable ①. (With cruise control)



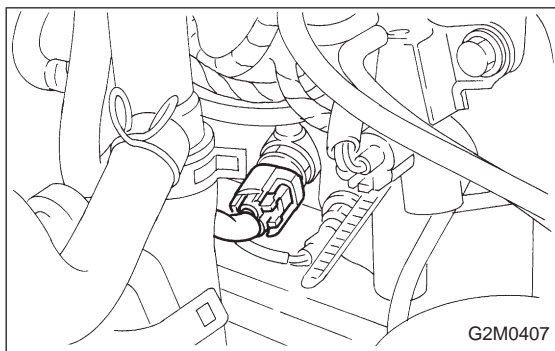
- 19) Install air intake duct.



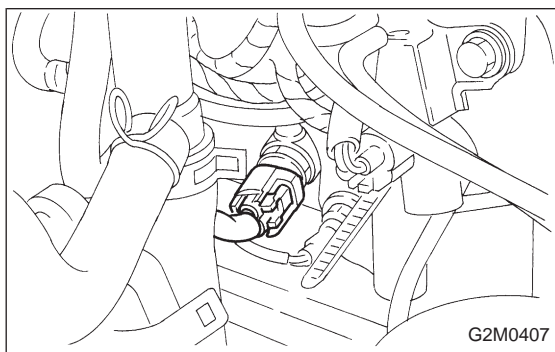
5. Engine Coolant Temperature Sensor
A: REMOVAL AND INSTALLATION

- 1) Remove air intake duct.

- 2) Disconnect connector from engine coolant temperature sensor.




- 3) Remove engine coolant temperature sensor.



- 4) Installation is in the reverse order of removal.

Tightening torque:

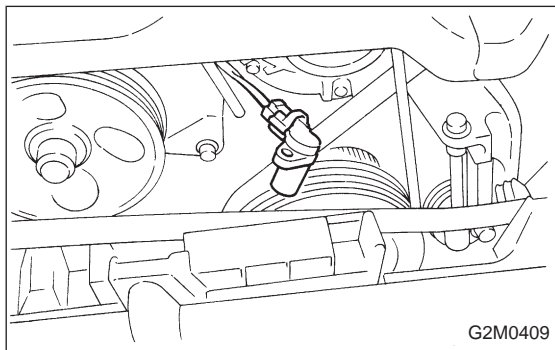
25 ± 3 N·m (2.5 ± 0.3 kg·m, 18.1 ± 2.2 ft·lb)



6. Crankshaft Position Sensor

A: REMOVAL AND INSTALLATION

- 1) Remove bolt which install crankshaft position sensor to cylinder block.



- 2) Remove crankshaft position sensor, and disconnect connector from it.