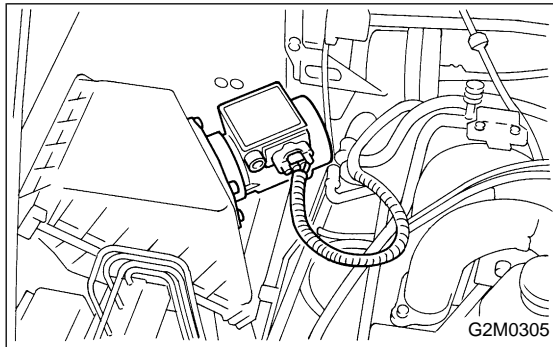


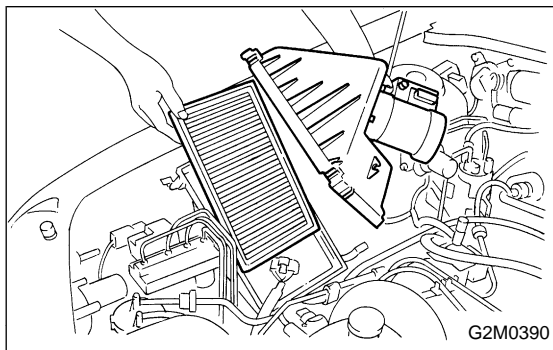
1. Air Cleaner and Air Intake Duct

A: REMOVAL AND INSTALLATION

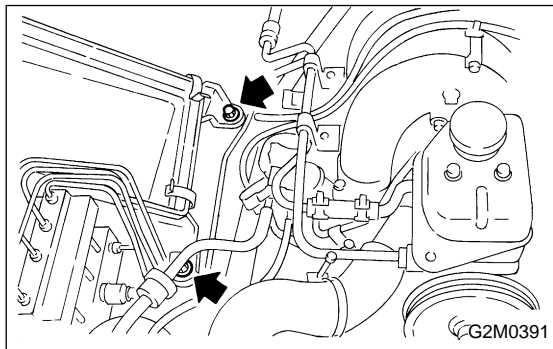
- 1) Loosen clamp which connect air intake duct to throttle body and mass air flow sensor.
- 2) Disconnect blow-by hose from air intake duct.
- 3) Remove air intake duct.



- 4) Disconnect connector from mass air flow sensor.



- 5) Remove clips of air cleaner upper cover.
- 6) Remove air cleaner element.



- 7) Remove air cleaner lower case.

- 8) Installation is in the reverse order of removal.